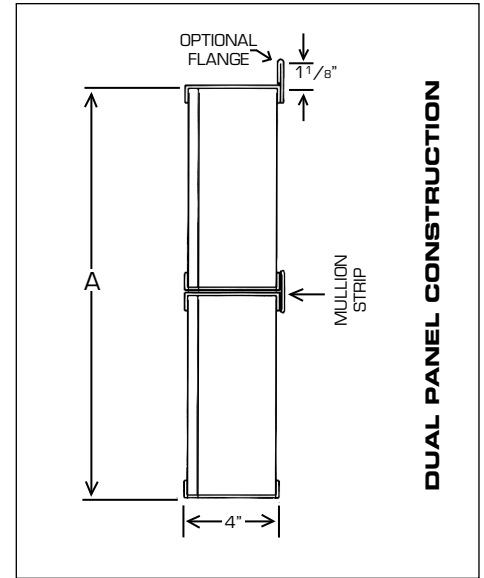
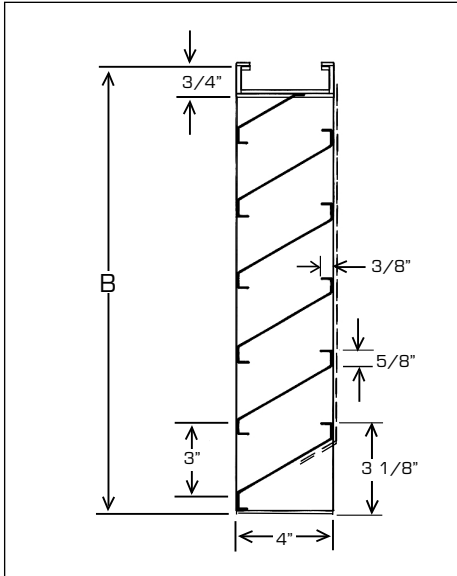




**CERTIFICATION & SUBMITTAL
MODEL 4420 FABRICATED METAL LOUVER
4" Deep Stationary Blade @ 30°**




STANDARD SPECIFICATIONS

- **FRAME:** 18 gauge galvanized steel.
- **BLADES:** 18 gauge galvanized steel, permanently riveted to frame.
- **BIRDSCREEN:** 19 gauge 1/2" x 1/2" galvanized steel.
- **FINISH:** Standard Mill.
- **MAXIMUM SINGLE SECTION:** 72" x 96"
- **MINIMUM SIZE:** 6"x 8"

NOTE: A & B are opening dimensions. Unless otherwise specified, louvers are made 1/4" undersize.

OPTIONS

- 31 Flange.
- 34 Buck Frame (requires flanged louver).
- 35 Sill Extension.
- 36 All welded construction.
- 40 Standard Screen in removable frame.
- 42 18 x 16 Mesh aluminum insect screen.
- 63 Burglar Bars.
- 81 16 Gauge construction.
- 86 Aluminum construction.
- 87 Stainless steel construction.
- 88 Paint Grip material construction.
- 95 Finishing.



**PERFORMANCE DATA MODEL 4420
FABRICATED METAL LOUVER
4" Deep Stationary Blade @ 30°**

FREE AREA CHART

		A - WIDTH (In Inches)															
		12	16	20	24	28	32	36	40	44	48	52	56	60	64	68	72
B - HEIGHT (In Inches)	12	.37	.52	.67	.81	.96	1.10	1.25	1.39	1.54	1.69	1.83	1.98	2.12	2.27	2.42	2.56
	16	.53	.74	.95	1.16	1.37	1.58	1.78	1.99	2.20	2.41	2.62	2.83	3.03	3.24	3.45	3.66
	20	.70	.98	1.25	1.53	1.80	2.07	2.35	2.62	2.90	3.17	3.45	3.72	3.99	4.27	4.54	4.82
	24	.91	1.26	1.62	1.97	2.32	2.68	3.03	3.39	3.74	4.10	4.45	4.80	5.16	5.51	5.87	6.22
	28	1.07	1.48	1.90	2.32	2.73	3.15	3.57	3.98	4.40	4.82	5.23	5.65	6.07	6.48	6.90	7.32
	32	1.24	1.72	2.20	2.68	3.17	3.65	4.13	4.62	5.10	5.58	6.06	6.55	7.03	7.51	7.99	8.48
	36	1.44	2.00	2.57	3.13	3.69	4.25	4.82	5.38	5.94	6.50	7.07	7.63	8.19	8.75	9.32	9.88
	40	1.60	2.23	2.85	3.48	4.10	4.73	5.35	5.98	6.60	7.23	7.85	8.48	9.10	9.73	10.35	10.98
	44	1.77	2.46	3.15	3.84	4.53	5.23	5.92	6.61	7.30	7.99	8.68	9.37	10.06	10.75	11.44	12.14
	48	1.98	2.75	3.52	4.29	5.06	5.83	6.60	7.37	8.14	8.91	9.68	10.45	11.23	12.00	12.77	13.54
	52	2.14	2.97	3.80	4.64	5.47	6.30	7.14	7.97	8.80	9.64	10.47	11.30	12.14	12.97	13.80	14.64
	56	2.30	3.20	4.10	5.00	5.90	6.80	7.70	8.60	9.50	10.40	11.30	12.20	13.10	14.00	14.89	15.79
	60	2.51	3.49	4.47	5.45	6.43	7.40	8.38	9.36	10.34	11.32	12.30	13.28	14.26	15.24	16.22	17.20
	64	2.67	3.71	4.75	5.79	6.84	7.88	8.92	9.96	11.00	12.04	13.09	14.13	15.17	16.21	17.25	18.29
	68	2.84	3.95	5.05	6.16	7.27	8.38	9.48	10.59	11.70	12.81	13.91	15.02	16.13	17.24	18.35	19.45
	72	3.04	4.23	5.42	6.61	7.79	8.98	10.17	11.36	12.54	13.73	14.92	16.11	17.29	18.48	19.67	20.86
76	3.20	4.45	5.70	6.95	8.20	9.45	10.70	11.95	13.20	14.45	15.70	16.95	18.20	19.45	20.70	21.95	
80	3.37	4.69	6.00	7.32	8.64	9.95	11.27	12.58	13.90	15.22	16.53	17.85	19.16	20.48	21.80	23.11	
84	3.58	4.97	6.37	7.76	9.16	10.56	11.95	13.35	14.74	16.14	17.54	18.93	20.33	21.72	23.12	24.51	
88	3.74	5.20	6.65	8.11	9.57	11.03	12.49	13.95	15.40	16.86	18.32	19.78	21.24	22.70	24.15	25.61	
92	3.91	5.43	6.95	8.48	10.00	11.53	13.05	14.58	16.10	17.62	19.15	20.67	22.20	23.72	25.25	26.77	
96	4.11	5.71	7.32	8.92	10.53	12.13	13.74	15.34	16.94	18.55	20.15	21.76	23.36	24.96	26.57	28.17	

FREE AREA (Sq. Ft.)

RECOMMENDED MAXIMUM INTAKE FREE AREA VELOCITY 500 F.P.M.