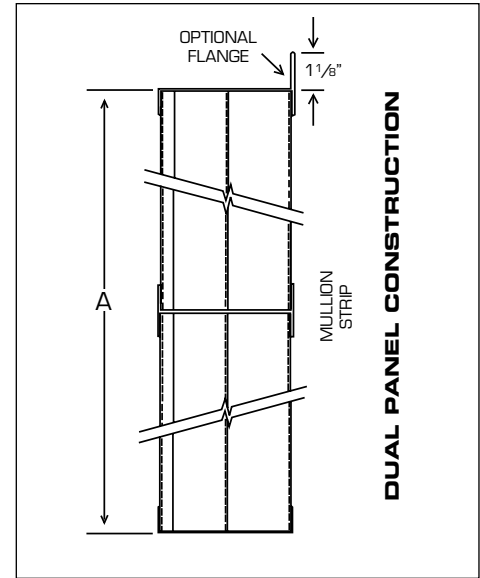
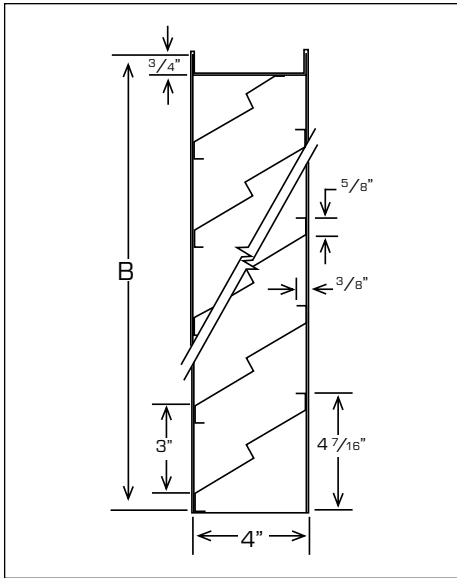




**CERTIFICATION & SUBMITTAL
MODEL 4430 FABRICATED METAL LOUVER
4" Deep "K" Blade @ 30°**




STANDARD SPECIFICATIONS

- **FRAME:** 18 gauge galvanized steel.
- **BLADES:** 18 gauge galvanized steel, permanently riveted to frame.
- **BIRDSCREEN:** 19 gauge 1/2" x 1/2" galvanized steel.
- **FINISH:** Standard Mill.
- **MAXIMUM SINGLE SECTION:** 72" x 96"
- **MINIMUM SIZE:** 6" x 10"

NOTE: A & B are opening dimensions. Unless otherwise specified, louvers are made 1/4" undersize.

OPTIONS

- 31 Flange.
- 34 Buck Frame (requires flanged louver).
- 35 Sill Extension.
- 36 All welded construction.
- 40 Standard Screen in removable frame.
- 42 18 x 16 Mesh aluminum insect screen.
- 63 Burglar Bars.
- 81 16 Gauge construction.
- 86 Aluminum construction.
- 87 Stainless steel construction.
- 95 Finishing.



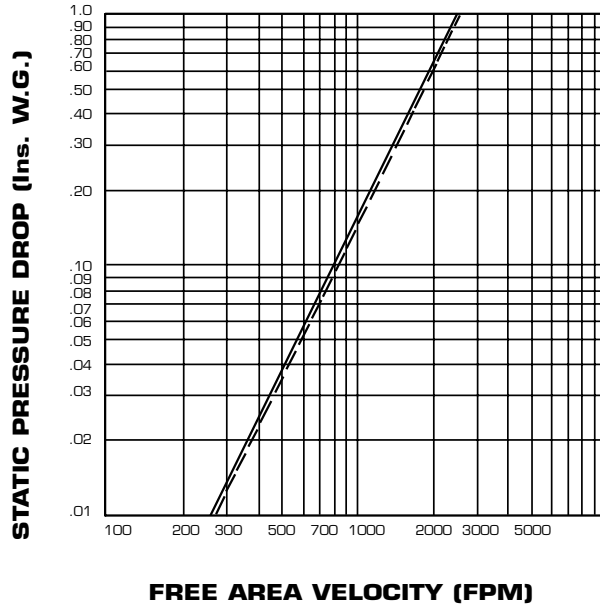
**PERFORMANCE DATA MODEL 4430
FABRICATED METAL LOUVER
4" Deep "K" Blade @ 30°**

FREE AREA CHART

		A - WIDTH (In Inches)															
		12	16	20	24	28	32	36	40	44	48	52	56	60	64	68	72
B - HEIGHT (In Inches)	12	.29	.41	.52	.64	.75	.87	.98	1.10	1.21	1.32	1.44	1.55	1.67	1.78	1.90	2.01
	16	.45	.64	.82	1.00	1.18	1.37	1.55	1.73	1.91	2.09	2.27	2.45	2.63	2.81	2.99	3.17
	20	.58	.80	1.03	1.26	1.48	1.71	1.93	2.16	2.38	2.61	1.84	3.06	3.29	3.51	3.74	3.96
	24	.76	1.05	1.35	1.64	1.94	2.23	2.53	2.82	3.12	3.41	3.71	4.00	4.30	4.59	4.89	5.18
	28	.93	1.29	1.65	2.01	2.37	2.73	3.09	3.45	3.81	4.18	4.54	4.90	5.26	5.62	5.98	6.34
	32	1.04	1.45	1.85	2.26	2.67	3.07	3.48	3.88	4.29	4.70	5.10	5.51	5.92	6.32	6.73	7.13
	36	1.22	1.69	2.17	2.65	3.12	3.60	4.07	4.55	5.02	5.50	5.98	6.45	6.93	7.40	7.88	8.35
	40	1.39	1.93	2.47	3.04	3.55	4.10	4.64	5.18	5.72	6.26	6.80	7.35	7.89	8.43	8.97	9.51
	44	1.39	1.93	2.68	3.26	3.85	4.44	5.02	5.61	6.20	6.78	7.37	7.96	8.55	9.13	9.72	10.31
	48	1.68	2.34	2.99	3.65	4.31	4.96	5.62	6.28	6.93	7.59	8.24	8.90	9.56	10.21	10.87	11.53
	52	1.85	2.57	3.30	4.02	4.74	5.46	6.18	6.91	7.63	8.35	9.07	9.80	10.52	11.24	11.96	12.68
	56	1.97	2.73	3.50	4.27	5.04	5.80	6.57	7.34	8.11	8.87	9.64	10.41	11.17	11.94	12.71	13.48
	60	2.14	2.98	3.82	4.65	5.49	6.33	7.17	8.00	8.84	9.68	10.51	11.35	12.19	13.02	13.86	14.70
	64	2.31	3.22	4.12	5.02	5.92	6.83	7.73	8.63	9.54	10.44	11.34	12.24	13.15	14.05	14.95	15.86
	68	2.43	3.38	4.32	5.27	6.22	7.17	8.12	9.06	10.01	10.96	11.91	12.86	13.80	14.75	15.70	16.65
	72	2.61	3.62	4.64	5.66	6.68	7.69	8.71	9.73	10.75	11.76	12.78	13.80	14.82	15.83	16.85	17.87
76	2.78	3.86	4.94	6.03	7.11	8.19	9.28	10.36	11.44	12.53	13.61	14.69	15.78	16.86	17.94	19.03	
80	2.89	4.02	5.15	6.28	7.41	8.53	9.66	10.79	11.92	13.05	14.18	15.30	16.43	17.56	18.69	19.82	
84	3.07	4.27	5.47	6.66	7.86	9.06	10.26	11.46	12.65	13.85	15.05	16.25	17.44	18.64	19.84	21.04	
88	3.24	4.50	5.77	7.03	8.29	9.56	10.82	12.09	13.35	14.61	15.88	17.14	18.41	19.67	20.93	22.20	
92	3.35	4.68	5.97	7.28	8.59	9.90	11.21	12.52	13.83	15.14	16.44	17.75	19.06	20.37	21.68	22.99	
96	3.53	4.91	6.29	7.67	9.05	10.42	11.80	13.18	14.56	15.94	17.32	18.70	20.07	21.45	22.83	24.21	

FREE AREA (Sq. Ft.)

AIR PERFORMANCE TEST



Data shown does not include the effect of a 1/2" x 1/2" x 19 ga. galvanized birdscreen. Graphs are corrected to standard air density .075 lb. per cubic foot.

RECOMMENDED MAXIMUM INTAKE FREE AREA VELOCITY 750 F.P.M.