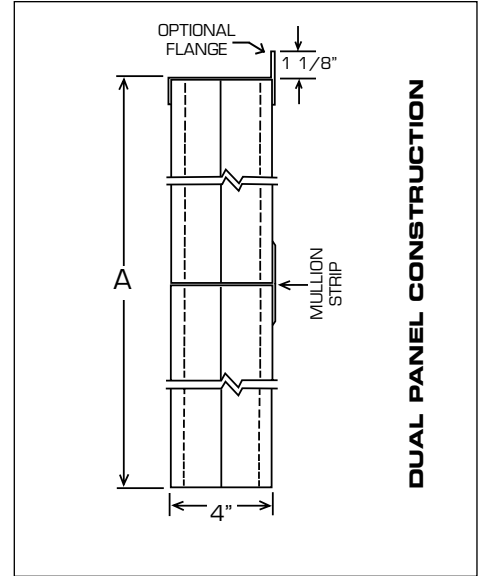
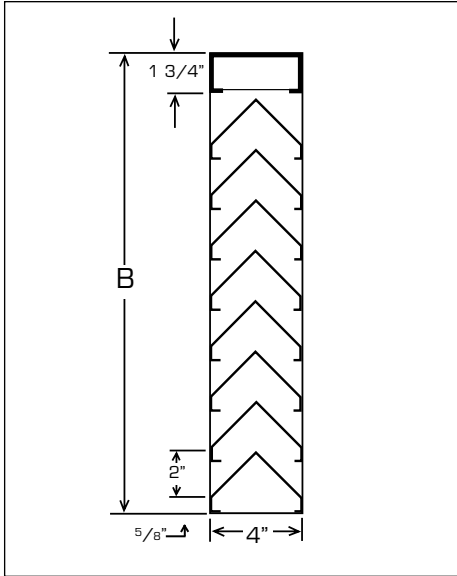




**CERTIFICATION & SUBMITTAL
MODEL 4460 FABRICATED METAL LOUVER
4" Deep Chevron Blade @ 45°**




STANDARD SPECIFICATIONS

- **FRAME:** 18 gauge galvanized steel.
- **BLADES:** 18 gauge galvanized steel, permanently riveted to frame.
- **BIRDSCREEN:** 19 gauge 1/2" x 1/2" galvanized steel.
- **FINISH:** Standard Mill.
- **MAXIMUM SINGLE SECTION:** 72" x 96"
- **MINIMUM SIZE:** 6" x 10"

NOTE: A & B are opening dimensions. Unless otherwise specified, louvers are made 1/4" undersize.

OPTIONS

- 31 Flange.
- 34 Buck Frame (requires flanged louver).
- 35 Sill Extension.
- 36 All welded construction.
- 40 Standard Screen in removable frame.
- 42 18 x 16 Mesh aluminum insect screen.
- 63 Burglar Bars.
- 81 16 Gauge construction.
- 86 Aluminum construction.
- 87 Stainless steel construction.
- 95 Finishing.

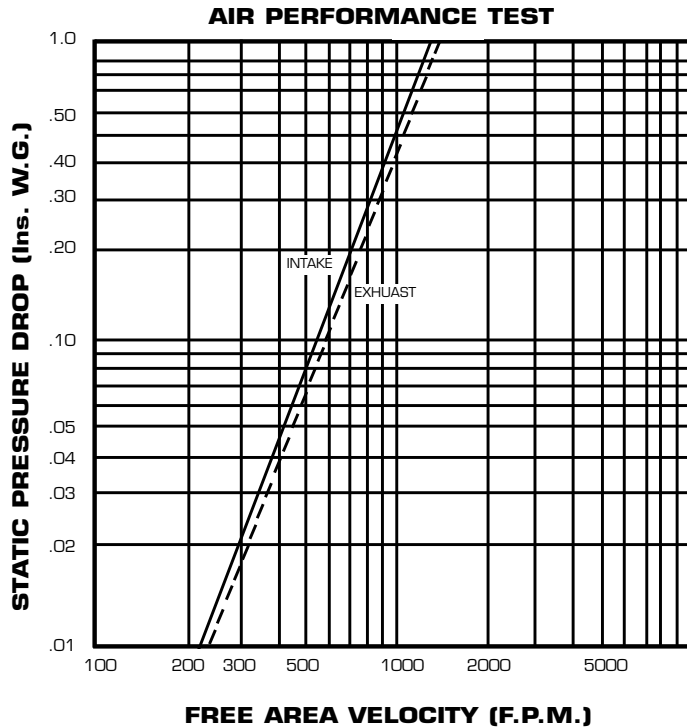


**PERFORMANCE DATA MODEL 4460
FABRICATED METAL LOUVER
4" Deep Chevron Blade @ 45°**

FREE AREA CHART

		A - WIDTH (In Inches)															
		12	16	20	24	28	32	36	40	44	48	52	56	60	64	68	72
B - HEIGHT (In Inches)	12	.25	.35	.45	.55	.64	.74	.84	.94	1.04	1.14	1.23	1.33	1.43	1.53	1.63	1.72
	16	.35	.49	.63	.76	.90	1.04	1.18	1.31	1.45	1.59	1.73	1.86	2.00	2.14	2.28	2.41
	20	.45	.63	.81	.98	1.16	1.34	1.51	1.69	1.87	2.04	2.22	2.40	2.57	2.75	2.93	3.10
	24	.55	.77	.99	1.20	1.42	1.63	1.85	2.07	2.28	2.50	2.71	2.93	3.15	3.36	3.58	3.79
	28	.65	.91	1.16	1.42	1.68	1.93	2.19	2.44	2.70	2.95	3.21	3.46	3.72	3.97	4.23	4.48
	32	.75	1.05	1.34	1.64	1.93	2.23	2.52	2.82	3.11	3.41	3.70	4.00	4.29	4.58	4.88	5.17
	36	.86	1.19	1.52	1.86	2.19	2.52	2.86	3.19	3.53	3.86	4.19	4.53	4.86	5.20	5.53	5.86
	40	.96	1.33	1.70	2.08	2.45	2.82	3.20	3.57	3.94	4.31	4.69	5.06	5.43	5.81	6.18	6.55
	44	1.06	1.47	1.88	2.29	2.71	3.12	3.53	3.94	4.36	4.77	5.18	5.59	6.01	6.42	6.83	7.24
	48	1.16	1.61	2.06	2.51	2.96	3.42	3.87	4.32	4.77	5.22	5.67	6.13	6.58	7.03	7.48	7.93
	52	1.26	1.75	2.24	2.73	3.22	3.71	4.20	4.69	5.19	5.68	6.17	6.66	7.15	7.64	8.13	8.62
	56	1.36	1.89	2.42	2.95	3.48	4.01	4.54	5.07	5.60	6.13	6.66	7.19	7.72	8.25	8.78	9.31
	60	1.46	2.03	2.60	3.17	3.74	4.31	4.88	5.45	6.02	6.59	7.15	7.72	8.29	8.86	9.43	10.00
	64	1.56	2.17	2.78	3.39	4.00	4.60	5.21	5.82	6.43	7.04	7.65	8.26	8.87	9.47	10.08	10.69
	68	1.66	2.31	2.96	3.61	4.25	4.90	5.55	6.20	6.85	7.49	8.14	8.79	9.44	10.09	10.73	11.38
	72	1.76	2.45	3.14	3.82	4.51	5.20	5.89	6.57	7.26	7.95	8.64	9.32	10.01	10.70	11.38	12.07
	76	1.86	2.59	3.32	4.04	4.77	5.50	6.22	6.95	7.68	8.40	9.13	9.86	10.58	11.31	12.04	12.76
	80	1.96	2.73	3.49	4.26	5.03	5.79	6.56	7.32	8.09	8.86	9.62	10.39	11.15	11.92	12.69	13.45
84	2.06	2.87	3.67	4.48	5.28	6.09	6.89	7.70	8.50	9.31	10.12	10.92	11.73	12.53	13.34	14.14	
88	2.16	3.01	3.85	4.70	5.54	6.39	7.23	8.08	8.92	9.76	10.61	11.45	12.30	13.14	13.99	14.83	
92	2.26	3.15	4.03	4.92	5.80	6.68	7.57	8.45	9.33	10.22	11.10	11.99	12.87	13.75	14.64	15.52	
96	2.37	3.29	4.21	5.13	6.06	6.98	7.90	8.83	9.75	10.67	11.60	12.52	13.44	14.36	15.29	16.21	

FREE AREA (Sq. Ft.)



Data shown does not include the effect of a 1/2" x 1/2" x 19 ga. galvanized birdscreen. Graphs are corrected to standard air density .075 lb. per cubic foot.

RECOMMENDED MAXIMUM INTAKE FREE AREA VELOCITY 600 F.P.M.