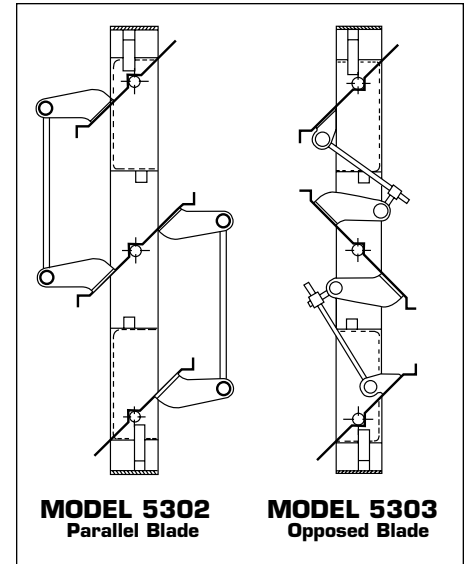
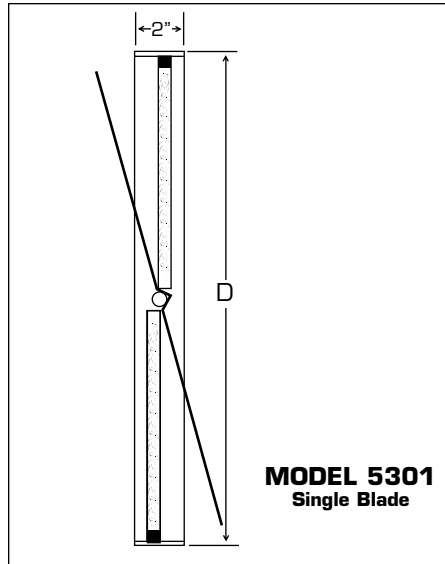




**CERTIFICATION & SUBMITTAL
 MODEL 5300
 Round Dampers**



STANDARD SPECIFICATIONS

- **FRAME:** 4" to 7" diameter 14 gauge x 2" galvanized steel.
 8" to 20" diameter 1/8" x 2" H.R. steel.
 21" to 72" diameter 1/4" x 2" H.R. steel.
- **BLADES:** 16 gauge galvanized press formed steel.
- **BEARINGS:** 1/2" diameter self-lubricating porous bronze.
- **BEARING PINS:** 1/2" X 2" long plated steel rods.
- **HARDWARE:** Plated brackets, brass pivots, 1/4" diameter steel rods.
- **CONTROL ROD:** 1/2" X 9" long zinc plated steel.
- **SEAL:** 1/2" x 1/2" polyurethane foam (max. temp. 200°F).
- **FINISH:** Standard Mill.
- **MAX. TEMPERATURE:** 200°F
- **MAXIMUM VELOCITY:** 2000 F.P.M.
- **MAX. SINGLE SECTION:** 48" X 72"
- **MINIMUM SIZE:** **Model 5301:** 4" diameter.
Model 5302: 17" diameter.
Model 5303: 12" diameter.

OPTIONS

- 06 Blade edge seals (max. temp. 200°F).
- 09 Tack Weld Hardware.
- 12 Nylon Bearings (Bushings).
- 13 Stainless Steel Bearings (Bushings).
- 14 Stainless Steel Bearing Pins (Axles).
- 15 Stainless Steel Brackets, Pivots, Rods.
- 18 All Stainless Steel Hardware.
- 87 Stainless Steel Construction.
- 89 Sleeve.
- 92 Actuators.
- 95 Finishing.

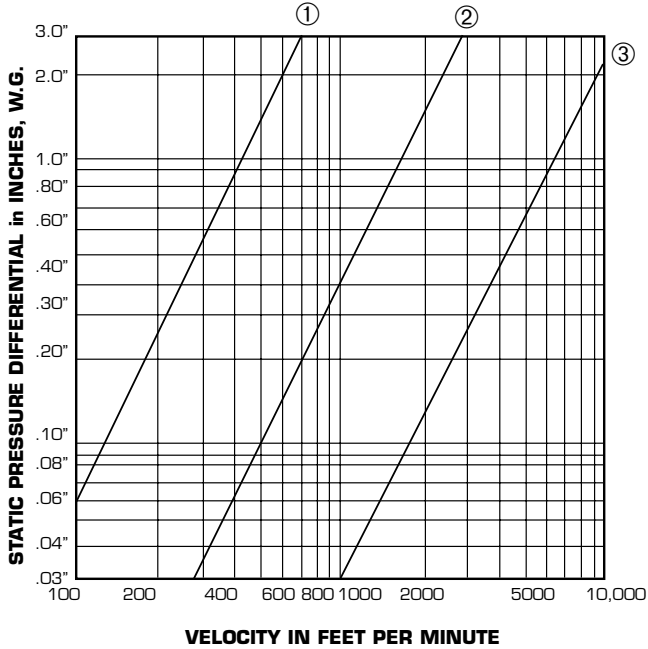
NOTE:

1. D is opening dimension. Unless otherwise specified, dampers are made 1/4" undersize.
2. Units over 38" diameter are dual panel construction.



**PERFORMANCE DATA
MODEL 5300
Round Dampers**

AIRFLOW CHART



- ① Performance with damper 30° open (Test size: 24" diameter).
- ② Performance with damper 60° open (Test size: 24" diameter).
- ③ Performance with damper 90° open (Test size: 24" diameter).

This performance information is derived from testing in accordance with AMCA Standard 500; with test set-up per figure 5.3 and measurement apparatus set-up per figure 6.5 of this AMCA standard.

- ① Standard parallel blade round damper with blade seals, but no side seals. Holding torque applied was 4-inch pounds per square foot of damper area (Test size: 24" diameter).
- ② Standard opposed blade round damper with blade seals, but no side seals. Holding torque applied was 4-inch pounds per square foot of damper area (Test size: 24" diameter).

This performance information is derived from testing in accordance with AMCA Standard 500; with test set-up per figure 5.5 and measurement apparatus set-up per figure 6.5 of this AMCA standard.

LEAKAGE CHART

